



CODEN [USA]: IAJ PBB

ISSN : 2349-7750

## INDO AMERICAN JOURNAL OF PHARMACEUTICAL SCIENCES

SJIF Impact Factor: 7.187

<https://doi.org/10.5281/zenodo.5155698>
Online at: <http://www.iajps.com>

Research Article

### TO ENHANCE THE META-ANALYSIS STUDY ON SACCHAROMYCES BOULARDII'S EFFICACY IN REDUCING ANTIMICROBIAL DIARRHEA IN CHILDREN AND ADULTS

<sup>1</sup>Saman Sabir, <sup>2</sup>Anood Rehman, <sup>3</sup>Dr.Sadia Sarwar, <sup>4</sup>Dr. Ammad Waheed Khan

<sup>1</sup>M.Phil. Biological Sciences (Biochemistry), School of Biological Sciences, University of the Punjab,

<sup>2</sup>Lahore, Pakistan. Email: [samansabir3636@gmail.com](mailto:samansabir3636@gmail.com)

<sup>3</sup>Medical officer, Govt, General Hospital, Ghulam muhammad Abad. Fsd

<sup>4</sup>Medical Officer, Govt general Hospital, Ghulam muhammad abad, Fsd

<sup>5</sup>Vital Care Hospital Lahore

Article Received: July 2021

Accepted: July 2021

Published: August 2021

**Abstract:**

**Background:** Antibiotic-associated diarrhea (AAD) is a major side effect of antibiotic therapy, although it might be avoided by taking probiotics.

**Purpose:** To enhance our meta-analysis on *Saccharomyces boulardii*'s effectiveness in preventing antimicrobial diarrhea in kids and adults.

**Methods:** Until May 2020, the Cochrane Library, MEDLINE, and EMBASE libraries were screened for randomized clinical trials despite language restrictions; additional references were gathered from relevant literature. Our current research was conducted at Jinnah Hospital, Lahore from March, 2020 to February, 2021. The grading of references, valuation, progress and appraisal criteria were used to evaluate the strength of the data.

**Results:** This revised systematic study included twenty-one randomized controlled trials with a total of 476 individuals, 19 of which have been undergone through a new research. Antibiotic treatment, compared with the placebo or no therapy, decreased the incidence of antimicrobial diarrhea in patients taking antibiotics from 16.9% to 9.7% (risk ratio (RR): 0.48; 96 percent confidence interval (CI): 0.35-0.58, number needed) (as assessed by the study investigators). *S. boulardii* has decreased the risk from 21.6 percent to 6.5 percent in children (6 randomized controlled experiments, n=1654, RR: 0.45; 96 percent, CI: 0.4-0.7) and from 16.5 percent to 7.3 percent in adults (16 randomized clinical trials, n=3115, RR: 0.48; 96 percent, CI: 0.39-0.65). In contrast, *S. boulardii* decreased the incidence of *Clostridium difficile*-related diarrhea, except in children (2 randomized controlled trials). Adults (5 randomized controlled studies, n = 1431, RR: 0.9; 96 percent CI: 0.48-1.35) and children (2 randomized control trials, n = 578, RR: 0.26; 96 percent CI: 0.09-0.74) were not affected.

**Conclusion:** *S. boulardii* is helpful in reducing the chances of antimicrobial diarrhea in both kids and adults, according to the same meta-analysis.

**Keywords:** Meta-analysis study, *Saccharomyces boulardii*'s efficacy, Antimicrobial diarrhea, Children and young adults.

**Corresponding author:****<sup>1</sup>Saman Sabir\***,

M.Phil. Biological Sciences (Biochemistry),

School of Biological Sciences, University of the Punjab,

QR code



Please cite this article in press Saman Sabir *Bet al.*, *To Enhance The Meta-Analysis Study On Saccharomyces Boulardii's Efficacy In Reducing Antimicrobial Diarrhea In Children And Adults.*, *Indo Am. J. P. Sci.*, 2021; 08(08).

**INTRODUCTION:**

Diarrhea is a symptom of anti-toxin-related infection. Diarrhea occurs in association with anti-infection, generally pro-organization and cannot be resolved by any other means [1]. Basically, any anti-toxin can produce AAD as early as the limited hours after an antimicrobial administration and as late as a few weeks following the antimicrobial withdrawal [2]. The occurrence of AAD is analyzed by the meaning of AAD, which is determined by antimicrobial doctors, who consider variables such as extreme age (5 years and >66 years) or hospitalization [3]. It typically ranges between 6% to 33% in the pediatric population, although this has been shown to account for up to 84 percent in extremely young preterm infants in exceptional circumstances. In adults, the preponderance increases from 6% to 74%. The clinical manifestations of AAD range from slight colitis to fulminant pseudomembranous colitis. The final two disorders are characterized by stomach pain, fever and excessive bowel movement [4]. Probiotics are "live bacteria that, once properly controlled, provide medicinal benefits to an individual. Among the most often utilized probiotics in people is *Saccharomyces boulardii*, a non-pathogenic yeast. In the therapy of AAD in teenagers and teens, *S. boulardii* has been found to be very effective. Preliminary findings from a meta-analysis of data from five regulated studies revealed that in both children and young adults, *S. boulardii* was reasonably successful in reducing AAD. Anti-toxins were also addressed in fundamentally respiratory lot contamination parcel diseases [5].

**METHODOLOGY:**

The criteria of a Cochrane Handbook for Systematic Reviews of Therapies has guided this exact survey and conceptual, as they had inside the past. Electronic data sets were properly examined to recognize readings that were suitable for participation in this specific survey. Only RCTs (randomized controlled trials) remained suitable for presence. Members included adults and children who were willing to take antimicrobials in any situation, including *Helicobacter pylori* destruction therapy. Our current research was conducted at Jinnah Hospital, Lahore from March, 2020 to February, 2021. Patients in the trial groups were also infected with *S. boulardii* at any point throughout the study. The benchmark group received either a phone therapy or no further mediation. The distribution language was not restricted in any way. We looked at two direct cytotoxic libraries. All possibly related publications were picked, and

complete content of those research studies were observed to regulate if the data matched the integration standards. The information extraction was shown by a commentator using conventional structures, which were then regularly examined by the commentator. Complete (accessible) case analysis was created using the data. Studies published in dialects other than just the writers' and authors' native tongues were translated. Conversation was used to resolve any discrepancies.

**Statistical Analysis:** The assessment of the information was performed with the Survey Manager [computer program, variant 6.4; Copenhagen: The Nordic Cochrane Center, The Cochrane Collaboration, 2018] and Stats Direct variant.

**RESULTS:**

The differentiating proof cycle for qualifying inputs is shown in Figure 1. New studies were added to the mix, in addition to the five RCTs that were recently highlighted. All remaining examinations were given in English, with the exception of three that were distributed in Korean, Brazilian, and French, and for which interpretation was specified. In addition, five recruited considers were singled out. The significance of the outcome measures changed with time. The most shared definition of diarrhea was the incidence of at least three free or stools every 24 hours, however the regulations for the phrase altered through time. The span criteria were modified from 24 hours to at least 48 hours (Figure 2). There was also a broad range in length of follow-up, which ranged from roughly two weeks to one year after antimicrobial treatment ended. Anti-infection therapy was either different or unknown. Figure 2 depicts the risk of inclination evaluation. Only two tests were found to be completely free of biasness. 13 and 24 limitations in the identified articles does include a confused age of the arbitrarily grouping (14 investigations), hazy or no distributing spreading, and unclear or no blinding of members and work force (14 investigations), members and professors (14 investigations), confusing or no outcome evaluation blinding and specific or unclear detailing. In 11 exams, an expectation-to-treat study was carried out. Figures 2 and 3 have shown the results for the organization of *S. boulardii* and loose bowels, respectively. The general type of proof was assessed as medium to low by everyone respondents using the evaluation. The quality of the results was rated as low to inadequate.

Figure 1:

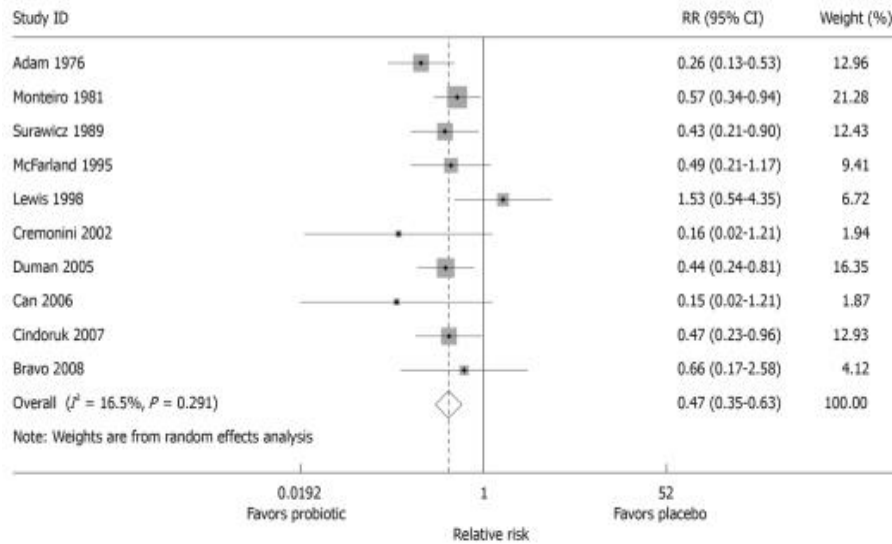


Figure 2:

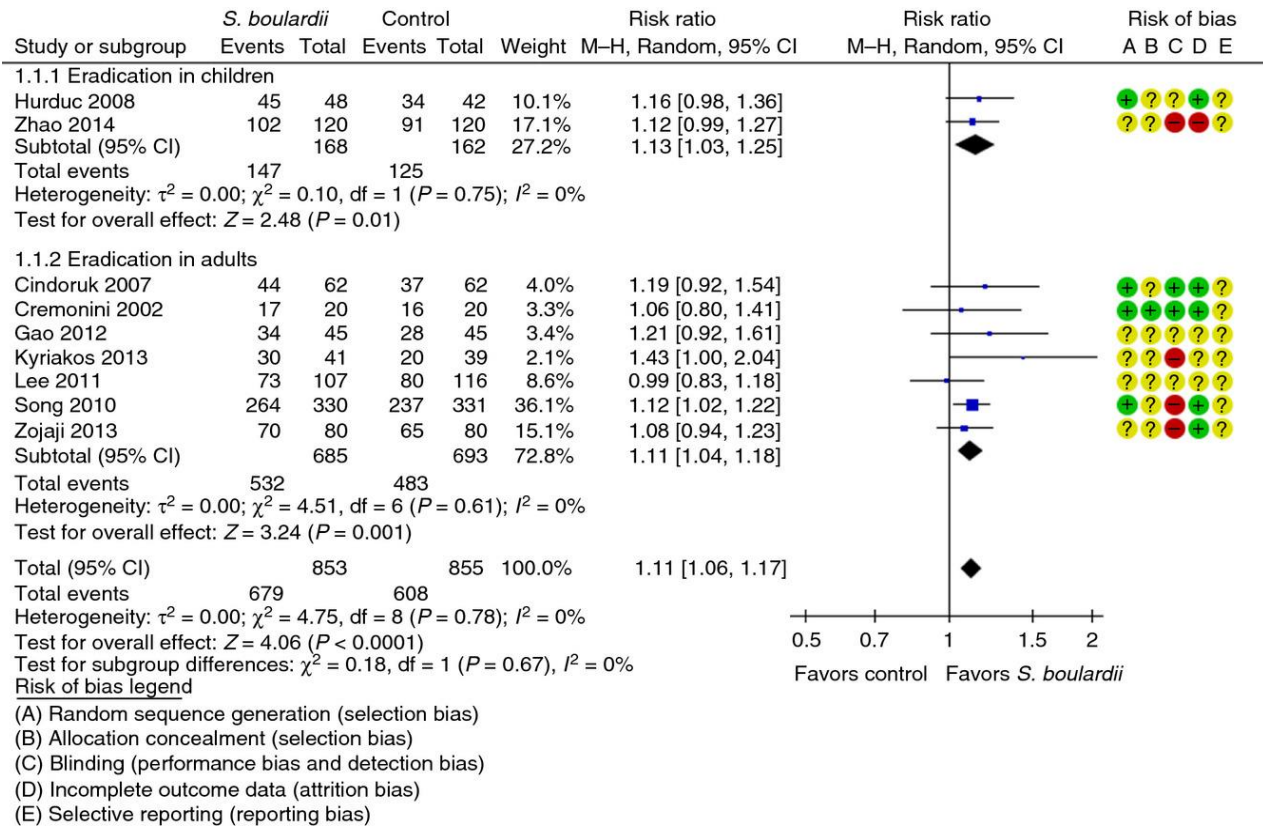
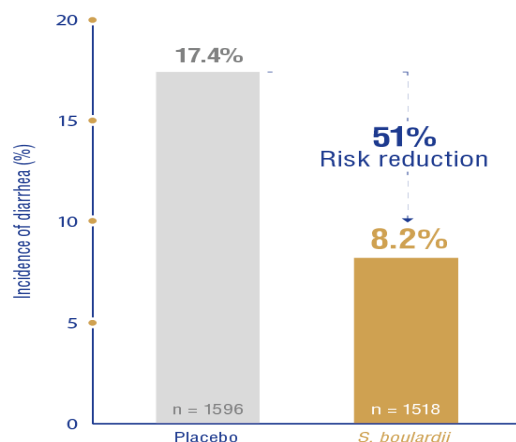


Figure 3:



### DISCUSSION:

This systematic review and meta-analysis build on our earlier findings that the treatment of *S. boulardii* through anti-microbials, as opposed to sham therapy, or no therapy, reduced the danger of AAD in grownups and children handled with anti-toxins in all circumstances [6]. Our current research was conducted at Jinnah Hospital, Lahore from March, 2020 to February, 2021. The number needed to treat (NNT) for avoiding an occurrence of AAD was ten [7]. There's also an indication that *S. boulardii* increased the incidence of *C. difficile*-related diarrhea, albeit this was still true in one subgroup. Only one subset was shown to be meaningful, and the broad confidence range advises caution [8]. The grade improvement of the performance of evidence for all outcomes yielded reasonable to low value findings [9]. One feature that sets our meta-analysis apart from others is that it has concentrated solely on precise probiotic, *S. boulardii*. As a consequence, results may be applied to medical exercise. The mechanism through which *S. boulardii* prevents AAD and *C. difficile*-associated diarrhea is still unknown [10].

### CONCLUSION:

Because there are so many diverse macrobiotic things available, it's important to understand the applicability of a given item rather than macrobiotics in general. The current meta-study aids in the clarification of such a flaw. A moderate grade proof of concept demonstrated that using *S. boulardii* increased the risk of AAD in circumstances where an antitoxin is advised. The findings are applicable to both adults and children. Irrespective of whether the past studies found no detrimental effects connected to *S. boulardii*, its

usage in clinical groups, such as compromised persons or individuals with other severe conditions who are being watched in an ICU, has been recorded. Although accessible information is empowering, it appears that judicious use of antitoxins is the best strategy to prevent AAD.

### REFERENCES:

1. Wiström J, Norrby SR, Myhre EB, et al. Frequency of antibiotic-associated diarrhoea in 2462 antibiotic-treated hospitalized patients: a prospective study. *J Antimicrob Chemother.* 2019; 47(1): 43- 50.
2. Turck D, Bernet JP, Marx J, et al. Incidence and risk factors of oral antibiotic-associated diarrhea in an outpatient pediatric population. *J Pediatr Gastroenterol Nutr.* 2018; 37(1): 22- 26.
3. Bartlett JG, Gerding DN. Clinical Recognition and diagnosis of *Clostridium difficile* infection. *Clin Infect Dis.* 2018; 46: S12- S18.
4. McDonald LC, Gerding DN, Johnson S, et al. Clinical Practice Guidelines for *Clostridium difficile* Infection in Adults and Children: 2017 Update by the Infectious Diseases Society of America (IDSA) and Society for Healthcare Epidemiology of America (SHEA). *Clin Infect Dis.* 2018; 66(7): e1- e48.
5. Vaughn BP, Lamont JT. *Clostridium difficile* infection and pseudomembranous colitis. In: MB Wallace, BA Aqel, KD Lindor, KR Devault, eds. *Practical Gastroenterology and Hepatology Board Review Toolkit.* 2th ed. Chichester, West Sussex; Hoboken, NJ: John Wiley & Sons; 2016: 328- 332.

6. Lawley TD, Clare S, Walker AW, et al. Antibiotic treatment of *Clostridium difficile* carrier mice triggers a supershedder state, spore-mediated transmission, and severe disease in immunocompromised hosts. *Infect Immun.* 2019; **77**(9): 3661-3669.
7. Kamada N, Chen GY, Inohara N, et al. Control of pathogens and pathobionts by the gut microbiota. *Nat Immunol.* 2017; **14**(7): 685- 690.
8. Sullivan A, Nord CE. Probiotics in human infections. *J Antimicrob Chemother.* 2002; **50**(5): 625- 627.
9. Guarino A, Guandalini S, Lo Vecchio A. Probiotics for prevention and treatment of diarrhea. *J Clin Gastroenterol.* 2016; **49**(Suppl): S37- S45.
10. Sampalis J, Psaradellis E, Rampakakis E. Efficacy of BIO K+ CL1285® in the reduction of antibiotic-associated diarrhea-a placebo controlled double-blind randomized, multi-center study. *Arch Med Sci.* 2018; **6**(1): 56- 64.