



CODEN [USA]: IAJPBB

ISSN : 2349-7750

**INDO AMERICAN JOURNAL OF
PHARMACEUTICAL SCIENCES**

SJIF Impact Factor: 7.187

Available online at: <http://www.iajps.com>

Review Article

**A REVIEW ON DESCRIPTION OF 'EUCALYPTUS GLOBULUS'
(PHARMACOLOGICAL ACTIONS, CHEMICAL
COMPOSITION & BENEFITS)**

Sarika Chaturvedi¹, Purinma², Akansha Bhadouria³, Shilpi chaturvedi⁴,
Poonam⁵, Himanshu Shakhya⁵

Shri RLT Institute of Pharmaceutical Science and Technology, affiliated to AICTE and PCI
approved, Etawah (U.P)

Article Received: January 2023

Accepted: January 2023

Published: February 2023

Abstract:

On the basis of study conducted on the plant Eucalyptus globules, it was found that Eucalyptus has storage of active constituent present in its parts, traditionally it is necessary to explore its importance as excellent nerving herb. The review describes several pharmacological activities. The main constituent such as 'eucalyptol' are responsible for biological activities which include the local anaesthetic, antispasmodic, musculorelaxant, antimycotic, sedative, anticonvulsive, analgesic and neuroprotective effects etc. which proves it has potent psychoactive ability. This review confirms the therapeutic and biological value of this plant. The results of the studies shows that this plants are important for uses of human and animal disease therapy. The main chemical constituent (1-8 cineole) are responsible for various activities. This constituent is present in its leaf oil, it is also known as eucalyptol. Essential oils are common group of natural product present in aromatic medicinal plants. Essential oils and other extract of plants are of interest as source of natural product^[25].

Keywords: Eucalyptus Globules, Antibacterial, Antidiabetic, neurophysiological, chemical constituent.

Corresponding author:

Ms.Sarika Chaturvedi,

Assistant Professor

Department of Pharmacology,

Shri R.L.T Institute of Pharmaceutical Science and Technology,

Etawah, Affiliated to AICTE and PCI

Ph: 7906363940, **E-mail:** chaturvedi.sarika2512@gmail.com

QR code



Please cite this article in press Sarika Chaturvediet al, A Review On Description of 'Eucalyptus Globulus'
(Pharmacological Actions, Chemical Composition & Benefits), Indo Am. J. P. Sci, 2023; 10 (02).

1. INTRODUCTION:

The Tasmanian blue gum, southern blue gum or blue gum, is an evergreen tree, one of the most widely cultivated trees native to Australia. They typically grow from 30–55 m tall. The tallest currently known specimen in Tasmania is 90.7 m tall^[14]. *Eucalyptus globules*, was discovered on the island of Tasmania in 1792 by French explorers one of the first eucalypt species to be formally described. The primeval eucalypt forests of Tasmania were amongst the tallest forest in the world and *E. globulus* trees up to 101 m in height were recorded. By the late 1800 trees 60-90 m high were regularly harvested from south-eastern Tasmania and shipped throughout the world for wharf piles^[16]. *Eucalyptus globulus* is a member of Myrtaceae. It is an evergreen tree & popularly known as the blue gum and also called fever tree. The leaves are leathery in texture, hang obliquely or vertically. Eucalyptus leaf extract has been used to treat influenza, chest problem, skin rashes and its vapour inhaled in cases of inflammation of respiratory tract^[24].

2. Biological Descriptions

Leaves: The leaves of *Eucalyptus* are evergreen but some tropical species lose their leaves at the end of the dry season. Although mature *Eucalyptus* trees are usually towering and fully leafed^[16].

Macroscopic characteristics: Visual examination of morphological characters of leaf.

Leaf colour: dark green & dull green

Size of leaf: 12.5 cm in length & 3.5 cm in breadth

Shape of leaf: lanceolate & oblong

Venation of leaf: pinnate [sec. Veins pairs oppositely]




Fig no1: *Eucalyptus Globules*

3. Scientific Classification

Kingdom: Plantae-Plants

Class : Magnoliopsida

Order : Myrtales

Family : Myrtaceae

Genus : *Eucalyptus* L- gum

Species ; *E. Globulus* Labill- Tasmanian blue gum

4. Botanical Information

Species used: The family includes more than 500 species such as

E. biostatic: Southern Blue Gum, Eurabbie, Victorian Blue Gum

E. globules: Tasmanian Blue Gum

E. maiden: Maiden's Gum

Synonyms: Southern blue gum, Tasmanian blue gum, Maiden" gum

Category: Strong nervine and anxiolytic

Plants parts used: Leaf and Barks

5. Morphological Description

The bark sheds often, peeling in large strips. The broad juvenile leaves are borne in opposite pairs on square stems. They are about 6 to 15 cm long and covered with a blue-grey, waxy bloom, which is the origin of the common name "blue gum". The mature leaves are narrow, sickle-shaped and dark shining green. They are arranged alternately on rounded stems and range from 15–35 cm (5.9–13.8 in) in length. The buds are top-shaped, ribbed and warty and have a flattened operculum (cap on the flower bud) bearing a central knob. The cream-colored flowers are borne singly in the leaf axils and produce copious nectar that yields a strongly flavored honey. The fruits are woody and range from 1.5–2.5 cm (0.59–0.98 in) in diameter.^[14]

6. Geographical Distribution

Eucalyptus globulus is naturally distributed in Tasmania and south-eastern Australia, but is now widely planted and naturalized in subtropical regions around the world. In tropical Africa it is found in cool highland regions, especially in Ethiopia, where it was introduced around 1890. The introduction of *Eucalyptus globulus* to Ethiopia is said to have played a major role in the development of the country^[13].

7. Eucalyptus oil

Eucalyptus oil is the generic name for distilled oil from the leaf of *Eucalyptus*, a genus of the plant family Myrtaceae native to Australia and cultivated worldwide. Eucalyptus oil has a history of wide application,

As pharmaceutical, antiseptic, repellent, flavouring, fragrance and industrial uses. The leaves of selected *Eucalyptus* species are steam distilled to extract eucalyptus oil.^[26]




Fig no 2: Eucalyptus oil

7.Types & Production

Eucalyptus oils in the trade are categorized into three broad types according to their composition and main end-use: medicinal, perfumery and industrial^[27]. The most prevalent is the standard cineole-based "oil of eucalyptus", a colourless mobile liquid with a penetrating, camphoraceous, woody-sweet scent.

China produces about 75% of the world trade, but most of this is derived from camphor oil fractions rather than being true eucalyptus oil significant producers of true eucalyptus oil include South Africa, Portugal, Spain, Brazil, Australia, China, Switzerland^[30]. Global production is dominated by *Eucalyptus globulus*. However, *Eucalyptus kochii* and *Eucalyptus polybractea* have the highest cineole content, ranging from 80-95%. The British Pharmacopoeia states that the oil must have a minimum cineole content of 70% if it is pharmaceutical grade. Rectification is used to bring lower grade oils upto the high cineole standard required. Global annual production of eucalyptus oil is estimated at 3,000 tonnes. The eucalyptus genus also produce non-cineole oils, includes piperitone, phellandrene, citral, methyl cinnamate and geranyl acetate^[30].

Eucalyptus oil should not be confused with the term "eucalyptol", another name for cineole

8.Uses of Eucalyptus oil

8.1 Medicinal and antiseptic

The cineole-based is used as component in pharmaceutical preparations to relieve the symptoms of influenza an cold, in products like cough sweets, lozenges, ointments an inhalant. Eucalyptus oil has antibacterial effects on pathogenic bacteria in the respiratory tract.^[5] Inhaled eucalyptus oil vapour is a decongestant and treatment for bronchitis.^[6] Cineole

controls airways mucus hypersecretion and asthma via anti-inflammatory cytokine inhibition.^{[7][8]} Eucalyptus oil also stimulate immune system response by effects on the phagocytic ability of human monocyte derived macrophages.^[9] Eucalyptus oil has anti-inflammatory and analgesics qualities as a topical applied liniment ingredient^{[10][11]}. Eucalyptus oil is also used inn personal hygiene products for antimicrobial properties in dental care and soaps. It can also be applied to wounds to prevent infection.^[12]

8.2 Repellent and biopesticide

Cineole-based eucalyptus oil is a used as an insect repellent and biopesticide. In the U.S., eucalyptus oil was first registered in 1948 as an insecticide and miticide.^[13]

8.3 Flavoring

Eucalyptus oil is used in flavoring. Cineole-based eucalyptus oil is used as a flavoring at low levels (0.002%) in various products, including baked goods, confectionery, meat products and beverages.^[14]

8.4 Fragrance

Eucalyptus oil is also used as a fragrance component to impart a fresh and clean aroma in soaps, detergents, lotions and perfumes. It is known for its pungent.

8.5 Industrial

Research shows that cineole-based eucalyptus oil (5% of mixture) prevents the separation problem with ethanol and petrol fuel blends. Eucalyptus oil also has a respectable octane rating and can be used as a fuel in its own right. However, production costs are currently too high for the oil to be economically viable as a fuel.^[16]

Phellandrene- and piperitone-based eucalyptus oils have been used in mining to separate sulfide minerals via flotation.

8.6 Safety & Toxicity

If consumed internally at low dosage as a flavouring component or in pharmaceutical products at the recommended rate, cineole-based 'oil of eucalyptus' is safe for adults. However, systemic toxicity can result from ingestion or topical application at higher than recommended doses.^[17]

9.CHEMICAL CONSTITUENTS

Flavonoids, Eucalyptin, hyperoside, quercetin, quercitrin and rutin.

Volatile oils 0.5-3.5%. Eucalyptol (cineole) 70-85%. Other monoterpenes (e.g. Alpha pinene, beta pinene,

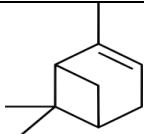
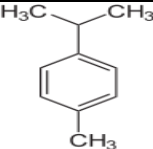
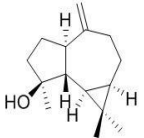
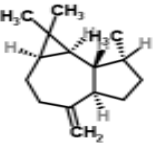
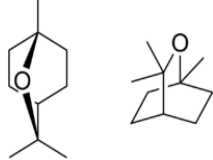
camphene) and sesquiterpenes (e.g. Aromadendrene, alloaromadendrene, globulol, epiglobulol, ledol)

The major components of the leaf oils were α -pinene (0.05–17.85%), p-cymene (trace-27.22%), krypton (0.00–17.80%) and spathulenol (0.12–17.00%). In contrast, the fruit, bud and branch oils contained α -thujene (0.00%, 11.95% and trace respectively), 1,8-cineole (15.31%, 36.95% and 56.96% respectively)

and aromadendrene (23.33%, 16.57% and 8.24% respectively)^[29].

Other constituents' tannin and associated acids (e.g. Gallic acid, protocatechuic acid), caffeic acid, ferulic acids, gentistic acid, resins and waxes^[14]. The main constituent in eucalyptus is 1-8 cineole, it play very important role in pharmacological activities. 1-8 cineole is only present in its eucalyptus oil^[27].

Table-1: List of distribution of chemical profile of *Eucalyptus* plants.

Constituent	Structure	Activity	Reference
Alpha-pinene		Antimicrobial, Anti-inflammatory, Ant oxidative, Anticancer	(AT Rufino,2013; E.Ayden,2013)
p-cymene		Antitumor, Antinociceptive	(Weiss,2014)
Spathulenol		Antimicrobial	(J.chem. Soc,1986)
Aromadendrene		Synergistic	(S.Mulyanings, 2010)
1-8 cineole		Anti-inflammatory, Antinociceptive,	(ER.Hendry, 2009)

10. Medicinal uses

- **Uses supported by clinical data**
Short-term symptomatic treatment of mild states of anxiety or insomnia, due to nervousness, stress or tension.
- **Uses described in pharmacopoeias and in traditional system of medicine**
To induce relaxation, reduce weight and treat fungal infection.
- **Uses supported by experimental data**
Effective as local anaesthetic, antispasmodic, musculerelaxant, antimycotic, sedative and analgesic and neuroprotective effects.
- **Uses described in folk medicine, not supported by experimental or clinical data**
Treatment of asthma, common cold, cystitis, gonorrhoea, headache, menstrual irregularities, UTI infection, and warts antidepressant, anti-stress^[10].

11. General Uses

Timber: Blue gum timber is yellow brown fairly heavy with an interlocked grain & is difficult to season. It can be used in construction, fence posts & poles^[20]

Essential oil: The leaves are steam distilled to extract eucalyptus oil. E. Globules is primary source of global eucalyptus oil production. Oil has therapeutic, perfumery, flavouring, antimicrobial & biopesticide properties^[22].

Herb tea & honey: Blue gum flower are considered a good source of nector& pollen for bees.

Phenolics: Its bark contains quinic, caffeic acid, dihydroxyphenyl acetic acid, myricetin, methyl ellagic acid & Seucalbanin^[23].

12. PHARMACOLOGICAL ACTIONS

Various Pharmacological activities reported in this plant such as diabetic, inflammation, malarial, bacterial infection, neurological disorder and other CNS disorder (epilepsy, depressant etc).

12.1 In vitro and animal studies

- **Anti-inflammatory effect:** Results show that pre-treatment with *E. globules* extracts significantly inhibits iNOS mRNA expression. This study thus suggests that the inhibition of net NO production by these two extracts may be due to their NO scavenging activity and/or their inhibitory effects on iNOS gene expression^[7].
- **Antibacterial effect:** These results suggest that further studies to clarify the possible therapeutic role of E. Globules leaf extract in

the treatment of respiratory tract infection are warranted^[4].

- **Neurophysiologic effect:** The effects eucalyptus oil preparations on neurophysiologic, psychological and experimental algesimetric parameters were investigated in 32 healthy subjects in a double-blind, placebo-controlled, randomized cross-over design. Four different test preparations were applied to large areas of the forehead and temples using a small sponge and their effect were evaluated by comparing baseline and treatment measure. Eucalyptus oil and ethanol increased cognitive performance and had a muscle-relaxing and mentally relaxing effect, but had little influence on pain sensitivity^[5].
- **Anti-diabetic effect:** The leaves of Eucalyptus globulus are used for the treatment of diabetes mellitus in traditional medicine. The aim of this study was to evaluate the effects of eucalyptus on streptozotocin induced damage in pancreatic islands by stereological methods. The result suggested that Eucalyptus globules with a dose dependent manner ameliorates diabetic states by partial restoration of pancreatic beta cells and repair of STZ-induced damage in rats. The study suggests a beneficial effect of eucalyptus in the treatment of diabetes^[2].
- **Antioxidant effect:** Crude extract from fruit of Eucalyptus globules was screened for its in vitro antioxidant properties. These results suggest that fruits of E.globulus have interesting antioxidant activities^[6].
- **Anthelmintic Activity:** It was found that oil inhibited the radicals to about 68% and it kill the earth worms at 37min at the highest concentration (100g/ml v/v)^[3].
- **Synergistic effect:** The use of these compound of E.globulus may represent an important source of bioactive compounds and an alternative for the treatment of respiratory infectious disease caused by P. Aeruginosa^[4].
- **Lipid Per oxidation effect:** The results indicate that the aqueous extract of E.globulus leaves may have deleterious effects on liver membrane structure and functional integrity^[9].
- **Anticancer effect:** Methanolic crude extracts of *Eucalyptus globulus* and *Tinosopra Cordifolia* grown in natural and industrial polluted condition were investigated for their anticancer activity against MCF-7 breast cancer cell lines to study the pollution effect on cytotoxicity^[10].

Table 2: List and details of experimental studies conducted on *Eucalyptus* plant.

Activity	Part	Animal	Dose	Ref.
Antioxidant & hepatoprotective	Aqueous extract	Rat & mice	250mg/kg	Abdel,et al.,(2005)
Wound healing	Ethanollic extract	Rats	5-20mg/kg	Shukhla,etal.,(2006)
Hypoglycaemic	Aqueous extract	Diabetic rats	150 & 2000mg/kg	Hassan,et al(2013)
Anti-inflammatory	Essential oil	Wistar rats		Joachin,et al(2013)
Lipid per oxidation	Aqueous extract	Rats	120mg/kg	Arise,et al.,(2009)
Anticancer	Metholic extract	Rats	200mg/kg	Prema,et al.,(2013)
Antidiabetic	Aqueous extract	Albino rats	20g/mg	Moudi,et al.,(2010)
Antibacterial	Crude extract fruit			

13. CONCLUSION:

The literature survey proves that *Eucalyptus globulus* are very useful for medical treatment. The chemicals of this plant such as volatile oil which have been use in medicine therapy. Some eucalyptus species have also widely used for their various pharmacological actions like analgesic, antifungal, antifungal, anti-inflammatory, antibacterial, antidiabetic, antioxidative, antiviral, antitumor, anticancer, hepatoprotective properties. The main chemical constituent (1-8 cineole) are responsible for various activities. This constituent is present in its leaf oil, it is also known as eucalyptol. Essential oils are common group of natural product present in aromatic medicinal plants. Essential oils and other extract of plants are of interest as source of natural product^[25].

ACKNOWLEDGEMENT:

The Authors are thankful to Mr. Arvind Sharma (Managing Director), and (Prof) Dr. Shailesh Kumar Ghatuary (Principal), Shri RLT Institute of Pharmaceutical Science and Technology, Ekdil-Etawah, Uttar Pradesh, India for his assistance and providing the valuable suggestions.

REFERENCES:

1. Arise, et al., (2009), Effect of aqueous extract of *Eucalyptus Globulus* on lipid per oxidation and selected enzymes of rat liver, Department of Biochemistry, Journal of Medicinal Plants Research vol.3, pp.077-081.
2. H. Mahmoudzadeh, et al.,(2010), Ant diabetic effects of eucalyptus globules pancreatic islets: Department of Histology, Folio Morphologic, vol.69, pp.112-118.
3. Yohannes, et al.,(2014), phytochemical screening, Anthelmintic activity of eucalyptus globules essential oils: world journal of pharmacy and pharmaceutical sciences, vol.4, pp.52-60.
4. V. Pereira, et al.,(2014), antibacterial activity and synergistic effects between eucalyptus globules leaf residue, Industrial Crops and Products, vol.52, pp.1-7.
5. Gobel, et al.,(2002), effect of eucalyptus oil preparation on neurophysiologic and experimental algometric headache parameters, vol.14, and pp.228-234.
6. Lila, et al.,(2013), Total phenolic content antioxidant activities of fruits of eucalyptus globules, Industrial Crops and Products, vol.41, pp.85-89.
7. Vigo, et al.,(2004), in vitro anti-inflammatory effect of eucalyptus globules: nitric oxide,US National Library of Medicine National Institute of Health, vol.56, pp.257-63.
8. Salari, et al.,(2006), antibacterial effects of eucalyptus globules leaf extract on pathogenic bacteria isolated from specimen of patients with respiratory tract disorders, Department of Pathobiology, vol.12, pp. 56-62.
9. R.O. Arise, et al.,(2008), Lipid Per oxidation, Journal of Medicinal Plants Research vol.3(2), pp.32-38.
10. Fatty M, et al.,(2014), Moreover, the antiproliferative effect of the isolated compounds was tested, US National Library of Medicine, vol.44, pp.31-38.
11. Galcotti, et al., (2001), The result suggested that leaf extract have power to treat as local anaesthetic, Indian journal of pharmacy, vol.55, pp.99-107.
12. Sr. PremaKumzzari, et al., (2013), *Eucalyptus globulus*,MCF-7 breast cancer cell lines, International Journal of Bioassays, vol.66, pp.99-111.
13. D Esmaeili, et al., (2012), Anti HelicoBacter pylori, The Open Microbiology Journal, vol.44, pp.66-69.
14. JL Chabard, et al.,(1995), journal of essential oil research chemical composition of *E.globulus* oils from the Montenegro coast & east coast of Spain, pp.209-216.

15. Singh YN,ET AL.,(1997), Eucalyptus: an overview. Special Review Herbal gram, vol.3, pp.34-54.
16. Sastri B.N: (2002) the Wealth of India. A dictionary of India raw material and industrial products. Raw material Vol.V. Council of scientific and industrial research, New Delhi: pp.203-204.
17. Nishizawa, M et al.,(1992), N. Macrocarpal: HIV RTase inhibitors of Eucalptus globules, vol.33,pp.2983-2986.
18. Monzon RB, et al.,(2001), effect of terpineol on the compound action potential of the rat sciatic nerve. Brazilian journal of medical and biological research, vol.34, pp.1337-1340.
19. Zhou et al.,(2003), effect of of eucalyptus globules oil on activator on nuclear factor-kappa B in THP-1 Cells, vol.32, pp.315-318.
20. Crib. A.B et al.,(1982), useful wild plants in Australia, ISBNO-00, vol.25, pp.636397-636398.
21. Brophy D.J et al.,(1991), Eucalyptus leaf oils, uses, chemistry, distillation & marketing, pp.4-8.
22. Young et al.,(2004), adulticidal activity of Eucalyptus globules leaf oil, food chemistry, vol.52, pp.2507-2511.
23. Santos et al.,(2011), composition of phenolic compound in polar extract of Eucalyptus globules Labill. Journal
24. Egwaikhideet al.,(2008), studies on Bioactive metabolites constituents and antimicrobial Evaluation of leaf Extracts of Eucalyptus globulus. Journal of Agricultural, pp.42-45.
25. Burt, S.A.,(2004), Essential oil their antibacterial properties & potential application in food. International journal of food Microbial Vol.94 ,pp.223-253.
26. Wang, Y, (2004). "Effect of Eucalyptus globulus oil on lipopolysaccharide-induced chronic bronchitis and mucin hypersecretion in rats" Vol. 29 (2),pp. 168-71.
27. Vetter, H, (2003). "Anti-inflammatory activity of 1,8-cineol (eucalyptol) in bronchial asthma: A double-blind placebo-controlled trial". *Respiratory Medicine* 97 (3):pp. 250-6.
28. Vetter Hans (2004). "Inhibitory activity of 1,8-cineol (eucalyptol) on cytokine production in cultured human lymphocytes and monocytes". *Pulmonary Pharmacology & Therapeutics* Vol.17(5):pp.281-7.
29. E. Pierimarchi, (2008). "Stimulatory effect of Eucalyptus essential oil on innate cell-mediated immune response". *BMC Immunology* Vol.17. pp. 2172-9-17.
30. Soyka, D (1994). "Effect of peppermint and eucalyptus oil preparations on neurophysiological and experimental algesimetric headache parameters". *an international journal of headache* Vol.14 (3) pp.228-34.
31. Shellock, FG (1991). "Effects of a topically applied counterirritant (Eucalyptamint) on cutaneous blood flow and on skin and muscle temperatures. A placebo-controlled study". *American journal of physical medicine & rehabilitation / Association of Academic Physiatrists* Vol.70 (1): pp.29-33.